

Scaled data based on original data using
LM-79-08 Approved Method: Electrical and Photometric Measurements of Solid-
State Lighting Products

Test Report Prepared for
Cooper Lighting Solutions
(formerly Eaton)

Brand: McGRAW-EDISON

Report Number: P200051

Luminaire Tested: **GWC-AF-01-LED-E1-T4W-7030-600**

Issue Date: 3/3/2020

Test Information

Test Method: LM-79-08
Report Number: P200051
TEST IS SCALED FROM IESNA LM-79-08 TEST DATA (P24147)
Test Lab: INNOVATION CENTER P2
Issue Date: 3/3/2020
Manufacturer: COOPER LIGHTING SOLUTIONS (FORMERLY EATON)
Product Line: MCGRAW-EDISON
Catalog Number: GWC-AF-01-LED-E1-T4W-7030-600
Description: GALLEON WALL LUMINAIRE
(1) 70 CRI, 3000K, 615mA LIGHTSQUARE WITH 16 LEDS EACH AND TYPE IV WIDE OPTICS
Light Source: -
Ballast/Driver: ELECTRONIC DRIVER

Summary

Lumens per Lamp: N/A
Luminaire Lumens: 4022.9 lumens
Efficiency: N/A
Efficacy: 118.3 lumens/watt
Luminous Opening: Rectangular (W 0.5' x L: 0.5' x H: 0')
IES Classification: Type IV - Short - Semi-Cutoff
BUG Rating: B1 - U0 - G1

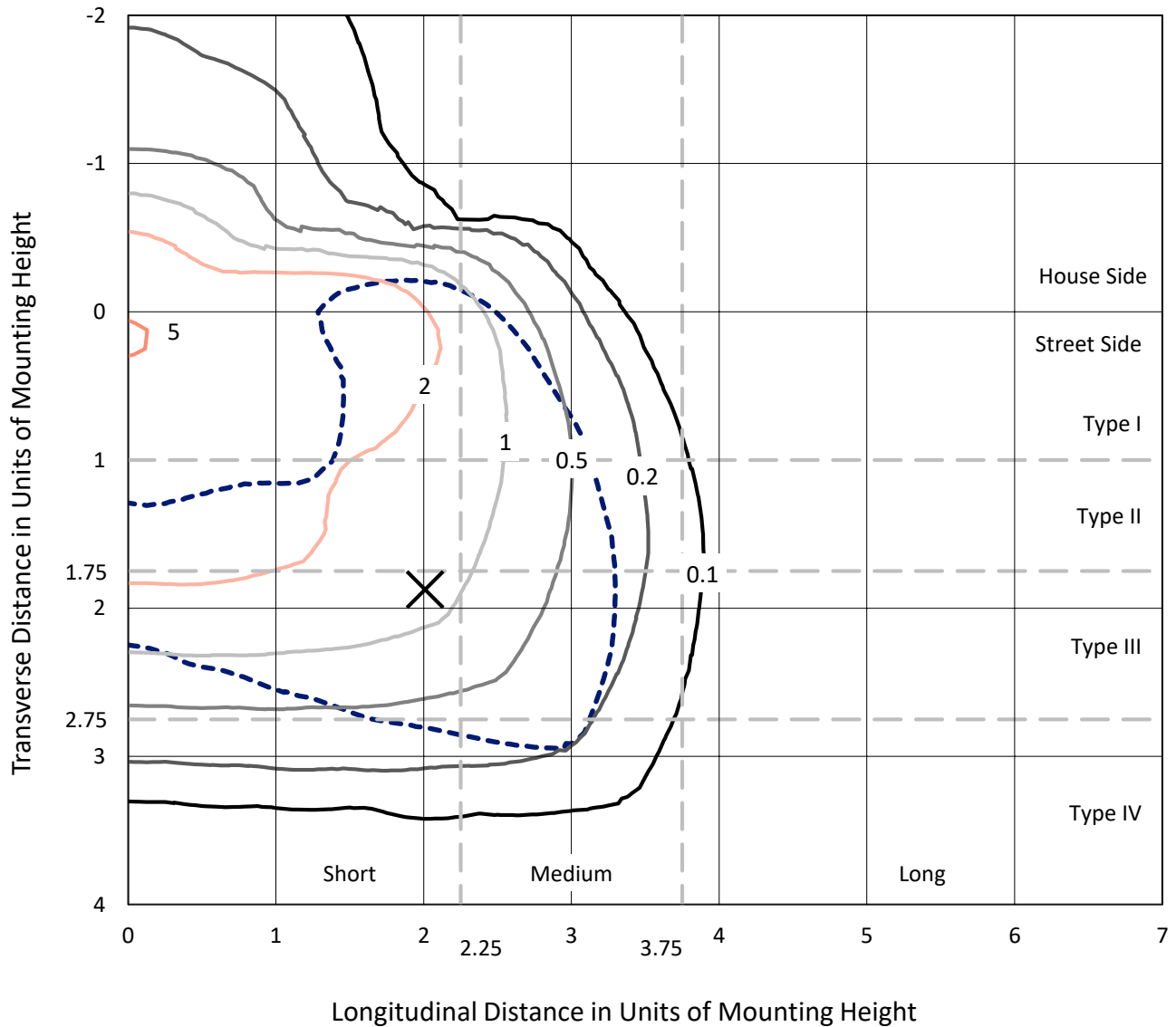
Input Watts (W): 34
Input Voltage (V): NR
Input Current (Ain): NR
Voltage Rise (V): NR
Power Factor: NR
Total Harmonic Distortion (THDi): NR
Frequency (hertz): 60
Stabilization Time: NR
Operation Time: NR
Ambient Temperature (°C): NR
Test Distance: 25 FT



REPORT NUMBER: P200051
 CATALOG NUMBER: GWC-AF-01-LED-E1-T4W-7030-600

Iso-Footcandle Lines of Horizontal Illumination

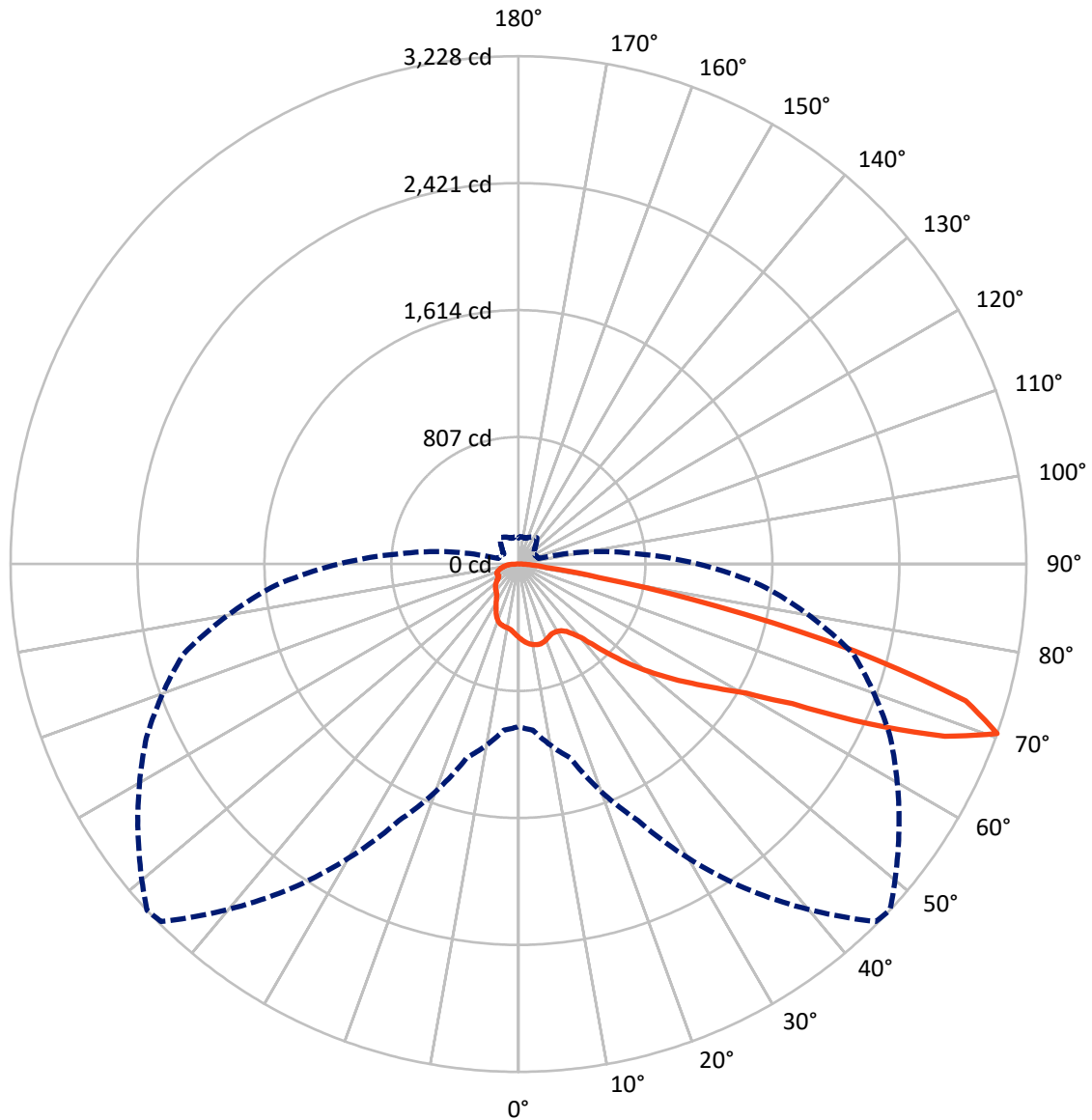
✕ Max cd
 - - - 1/2 Max cd



Based on 10 foot mounting height. Maximum calculated value = 5.4 fc
 Type IV - Short - Semi-Cutoff

REPORT NUMBER: P200051
CATALOG NUMBER: GWC-AF-01-LED-E1-T4W-7030-600

Luminous Intensity Polar Plot



— Vertical Plane Through 47-Deg Lateral - - - Horizontal Cone Through 70-Deg Vertical

REPORT NUMBER: P200051

CATALOG NUMBER: GWC-AF-01-LED-E1-T4W-7030-600

FLUX DISTRIBUTION:

		Downward	Upward	Total
House Side	Lumens	839.3	0.0	839.3
	% Fixture	20.9	0.0	20.9
Street Side	Lumens	3183.7	0.0	3183.7
	% Fixture	79.1	0.0	79.1
Total	Lumens	4022.9	0.0	4022.9
	% Fixture	100.0	0.0	100.0

Coefficient of Utilization

ZONAL LUMENS:

Zone	Lumens	% Fixture
0°-10°	44.7	1.1
10°-20°	131.2	3.3
20°-30°	193.8	4.8
30°-40°	281.6	7.0
40°-50°	506.9	12.6
50°-60°	878.1	21.8
60°-70°	1253.2	31.2
70°-80°	643.3	16.0
80°-90°	90.1	2.2
90°-100°	0.0	0.0
100°-110°	0.0	0.0
110°-120°	0.0	0.0
120°-130°	0.0	0.0
130°-140°	0.0	0.0
140°-150°	0.0	0.0
150°-160°	0.0	0.0
160°-170°	0.0	0.0
170°-180°	0.0	0.0
0°-90°	4022.9	100.0
0°-180°	4022.9	100.0



REPORT NUMBER: P200051

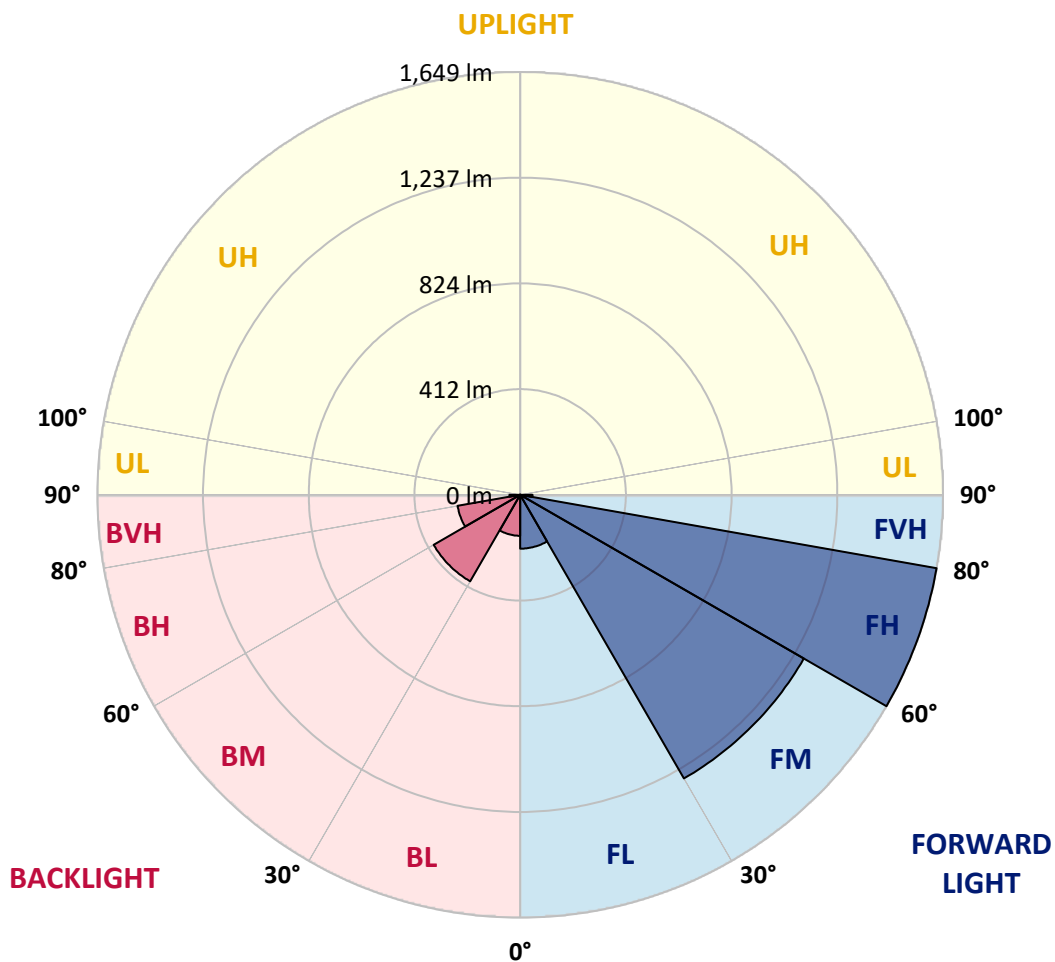
CATALOG NUMBER: GWC-AF-01-LED-E1-T4W-7030-600

LUMINAIRE CLASSIFICATION SYSTEM LUMEN TABLE AND BUG RATING:

Zone		Lumens	% Fixture	Zone Rating/Lumen Limit		
				B	U	G
FL	(0°-30°)	209.9	5.2			
FM	(30°-60°)	1277.0	31.7			
FH	(60°-80°)	1648.7	41.0			G1/1800
FVH	(80°-90°)	48.1	1.2			G1/100
BL	(0°-30°)	159.8	4.0	B1/500		
BM	(30°-60°)	389.6	9.7	B1/1000		
BH	(60°-80°)	247.9	6.2	B1/500		G1/500
BVH	(80°-90°)	42.0	1.0			G1/100
UL	(90°-100°)	0.0	0.0		U0/0	
UH	(100°-180°)	0.0	0.0		U0/0	

BUG Rating: B1-U0-G1

Type IV Short





REPORT NUMBER: P200051

CATALOG NUMBER: GWC-AF-01-LED-E1-T4W-7030-600

CANDELA DISTRIBUTION (FULL):

	0°	5°	15°	25°	35°	45°	47°	55°	65°	75°	85°
0°	466.7	466.7	466.7	466.7	466.7	466.7	466.7	466.7	466.7	466.7	466.7
2.5°	494.2	493.2	492.9	492.0	491.0	486.2	485.2	481.7	476.8	471.7	466.4
5°	526.6	526.5	524.3	520.4	514.2	503.3	500.9	492.2	480.6	469.5	458.4
7.5°	555.2	553.5	549.3	541.6	530.6	515.9	512.4	500.4	484.6	469.4	454.3
10°	576.3	575.2	566.2	555.5	541.2	524.9	520.8	507.5	490.0	470.7	451.9
12.5°	588.2	586.1	575.8	562.9	545.9	530.0	525.9	512.4	492.9	470.7	448.6
15°	587.4	585.9	575.6	561.5	544.3	530.4	526.6	513.2	492.2	468.7	444.2
17.5°	571.7	572.3	563.4	549.6	535.5	524.9	521.6	509.0	488.3	464.8	439.2
20°	544.3	547.1	541.2	528.9	520.9	513.7	511.6	501.1	482.3	459.1	433.8
22.5°	516.9	519.4	517.2	506.8	505.6	501.3	500.1	492.4	476.9	455.6	430.4
25°	496.7	499.1	498.7	489.7	493.2	493.0	492.0	488.3	475.9	455.6	430.9
27.5°	491.2	492.0	491.2	483.0	488.0	491.8	491.0	490.5	479.3	461.3	438.4
30°	510.0	508.8	502.8	486.2	490.7	496.1	495.4	495.7	489.9	476.2	455.1
32.5°	585.0	579.7	560.5	513.7	501.8	504.8	505.1	511.6	512.5	499.1	480.8
35°	697.2	691.3	666.4	587.7	536.5	526.3	526.3	536.0	541.9	532.0	520.9
37.5°	815.9	809.5	796.2	690.3	609.2	563.7	562.6	569.6	578.0	580.2	583.0
40°	951.0	944.1	947.9	805.4	710.8	628.5	614.6	609.6	632.4	647.5	669.3
42.5°	1098.7	1095.7	1097.0	933.6	826.5	725.4	705.6	680.3	707.7	734.6	780.5
45°	1235.6	1238.4	1237.0	1070.7	955.3	843.6	822.6	773.7	800.5	846.4	921.4
47.5°	1355.4	1344.0	1361.6	1220.7	1099.5	975.8	950.0	884.5	911.7	968.4	1095.3
50°	1500.7	1499.1	1473.4	1420.7	1274.0	1108.8	1074.9	998.9	1041.2	1120.1	1314.3
52.5°	1653.6	1625.2	1601.5	1576.3	1458.8	1245.0	1203.5	1113.1	1193.4	1292.7	1581.2
55°	1684.9	1672.2	1701.6	1744.0	1637.1	1386.5	1338.1	1256.2	1364.9	1490.0	1889.1
57.5°	1751.9	1751.7	1812.3	1888.1	1820.8	1536.6	1487.9	1428.9	1557.7	1716.0	2215.9
60°	1797.1	1809.8	1922.5	2069.5	2001.0	1710.0	1665.1	1628.4	1776.9	1968.8	2520.4
62.5°	1820.8	1838.0	1991.8	2143.1	2255.8	1998.7	1953.9	1900.8	2066.9	2245.9	2698.6
65°	1722.3	1756.2	1981.1	2206.7	2479.0	2466.6	2446.5	2353.3	2429.6	2464.9	2634.1
67.5°	1449.9	1484.5	1746.4	2147.4	2638.3	2918.0	2922.2	2763.1	2652.7	2483.7	2214.6
70°	1033.0	1060.3	1276.8	1800.4	2516.9	3212.9	3227.5	2951.9	2608.3	2202.5	1547.3
72.5°	490.5	507.1	712.3	1171.8	1997.3	2943.8	2972.2	2710.8	2217.9	1630.7	844.1
75°	180.3	185.3	240.7	498.4	1158.4	2170.9	2204.3	1943.2	1470.2	811.8	321.6
77.5°	108.0	111.3	135.1	210.5	455.6	1240.8	1290.4	1056.9	642.6	302.2	158.1
80°	75.5	77.9	96.9	130.9	215.2	472.9	516.9	431.3	256.0	191.2	115.0
82.5°	51.2	52.2	68.1	88.5	143.0	169.0	182.3	191.7	172.6	142.2	72.9
85°	33.5	34.6	46.2	58.4	91.0	87.3	89.3	113.0	126.0	96.7	40.5
87.5°	19.2	20.0	27.8	31.1	44.6	37.0	37.3	59.5	80.7	65.2	24.7
90°	0.0	0.0	0.0	0.0	0.0	0.0	0.0	0.0	0.0	0.0	0.0



REPORT NUMBER: P200051

CATALOG NUMBER: GWC-AF-01-LED-E1-T4W-7030-600

CANDELA DISTRIBUTION (continued):

	90°	95°	105°	115°	125°	135°	145°	155°	165°	175°	180°
0°	466.7	466.7	466.7	466.7	466.7	466.7	466.7	466.7	466.7	466.7	466.7
2.5°	465.0	462.5	456.8	453.3	449.9	449.2	447.9	447.6	447.4	447.4	446.9
5°	454.6	450.3	441.5	436.6	432.5	432.1	431.9	432.8	433.3	433.8	433.1
7.5°	448.0	442.2	431.1	424.2	419.2	418.0	420.0	424.5	427.4	428.7	428.1
10°	443.9	436.6	423.9	416.3	412.1	411.6	414.1	419.4	425.4	427.9	427.6
12.5°	439.2	430.9	417.5	409.4	407.1	408.3	411.6	416.5	422.8	426.4	426.6
15°	434.6	424.9	411.1	403.9	402.9	404.6	407.6	411.4	416.3	420.0	420.4
17.5°	428.9	418.8	405.0	397.7	396.9	397.7	397.9	399.9	402.9	406.6	407.5
20°	422.8	412.6	398.1	390.8	387.4	384.1	380.7	381.1	382.1	385.5	386.3
22.5°	418.5	408.3	392.8	382.9	373.4	364.1	356.9	355.9	356.4	359.4	360.3
25°	418.8	408.1	391.4	374.2	353.7	338.6	329.2	327.7	327.4	329.6	330.9
27.5°	426.4	415.7	396.5	365.4	332.1	309.9	299.8	298.8	297.0	297.7	299.3
30°	443.5	433.5	408.8	356.4	308.8	281.7	271.3	270.1	267.9	266.9	268.1
32.5°	471.2	463.0	426.8	347.8	285.6	257.6	247.0	244.4	243.1	241.9	242.9
35°	517.5	513.9	450.9	338.3	265.0	239.0	229.3	225.5	223.6	225.6	227.3
37.5°	589.9	591.8	482.5	323.7	249.1	226.6	218.6	214.1	211.2	212.9	214.7
40°	692.4	693.8	517.3	302.9	235.5	219.4	210.8	206.7	202.5	199.4	199.3
42.5°	827.1	813.2	551.5	280.5	219.6	214.9	205.3	200.3	193.9	185.3	183.5
45°	986.8	938.1	577.6	254.6	201.8	209.4	199.3	192.2	182.4	173.0	172.1
47.5°	1170.8	1072.2	590.3	227.8	185.2	201.4	191.7	180.6	168.4	163.7	163.1
50°	1395.5	1231.3	596.3	201.8	170.7	190.8	181.1	167.9	157.6	156.6	156.0
52.5°	1651.2	1422.7	598.3	180.5	158.8	177.1	172.2	159.5	151.4	152.1	152.1
55°	1919.0	1620.4	571.7	165.0	147.7	163.1	166.4	156.1	149.3	152.4	153.6
57.5°	2164.9	1795.4	488.0	153.1	137.3	152.3	164.2	159.3	154.6	167.3	168.2
60°	2353.5	1899.0	364.4	142.2	129.8	148.6	169.9	171.2	172.4	202.7	206.8
62.5°	2393.0	1864.6	250.5	133.9	126.2	151.7	180.3	180.5	179.0	200.3	202.7
65°	2211.6	1646.7	182.3	129.2	123.4	157.4	189.0	184.9	175.9	192.0	187.3
67.5°	1756.4	1240.6	151.7	125.6	119.0	157.0	198.5	189.0	174.2	188.0	180.5
70°	1140.0	750.2	135.1	122.7	113.9	149.5	204.0	188.7	169.2	175.0	166.0
72.5°	556.2	335.4	123.9	118.4	108.6	139.2	203.8	185.2	163.8	163.5	158.5
75°	217.7	153.6	113.7	112.0	99.7	127.4	198.3	180.1	157.6	151.4	149.5
77.5°	127.4	109.6	100.8	102.3	88.8	115.7	190.2	171.2	148.9	141.5	139.6
80°	92.8	82.1	85.9	88.5	75.9	103.9	179.5	160.5	139.3	143.0	140.3
82.5°	59.5	52.9	69.7	72.2	63.3	92.0	167.7	149.1	125.8	114.2	111.6
85°	30.4	33.5	51.9	54.9	48.7	75.5	153.4	134.1	110.6	95.2	96.7
87.5°	17.1	23.0	33.1	37.0	34.4	58.1	124.4	110.6	90.2	73.4	64.6
90°	0.0	0.0	0.0	0.0	0.0	0.0	0.0	0.0	0.0	0.0	0.0

(END OF REPORT)